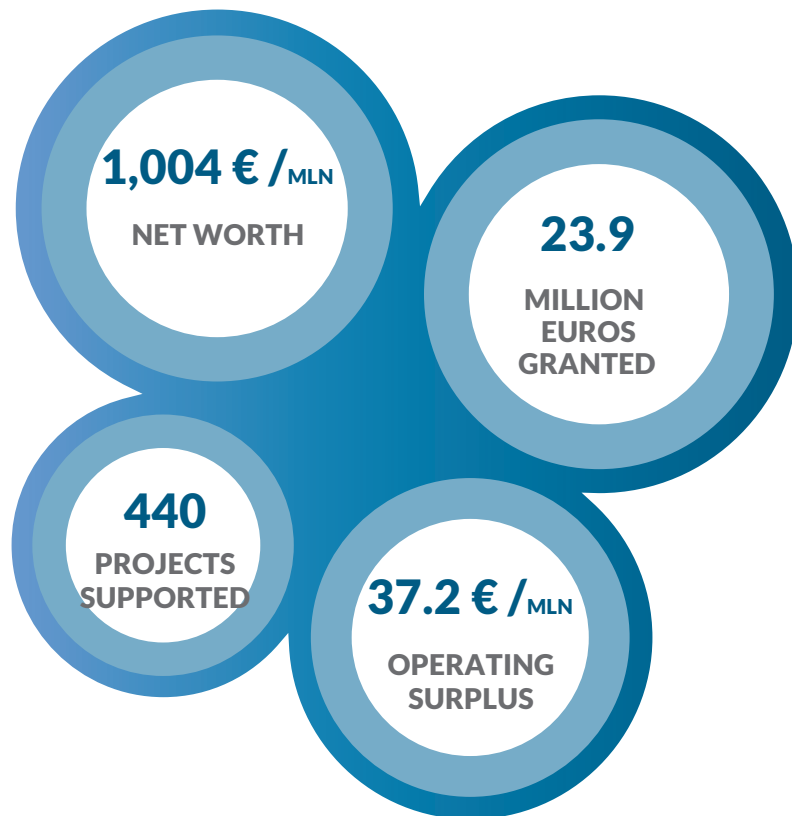


OUR
2022

FONDAZIONE CARIPARMA: FOR PEOPLE, IN THE FIRST PERSON

Fondazione Cariparma has been promoting the development and welfare of the community of Parma and its province for over 30 years. The Fondazione is a real social investor as it considers people the first priority to support in this time of local transformation towards a better, more inclusive and equitable future

FIGURES FOR 2022



LETTER FROM THE PRESIDENT

Also in 2022, with 24 million Euros allocated to 440 projects across our three macro areas of action, the work of Fondazione Cariparma continued at a remarkable level, strengthening the Foundation's role as a social investor capable of driving innovation and networked planning. Namely, our 2022 Report highlights the Foundation's role as primary investor in the social field, where we supported effective actions for change and adaptation to the new needs of the Community - this has been the horizon of the current Governance, which has already faced historical challenges such as the unexpected pandemic. In 2022, Fondazione Cariparma gave priority to looking ahead, which was carried out with a substantial internal reorganisation completed by our new General Manager, whom I thank for his effective choices and his daily work.

I wish to extend my gratitude for the positive outcome of 2022 - whose results are available and briefly summarised in the following pages - to the members of our Governing Bodies and all the people who make up the operational structure of the Foundation: thanks to their commitment Fondazione Cariparma can perform its mission and statutory purposes, day in, day out.

Franco Magnani Chairman



GOVERNANCE

Designating Entities

(designating the Members of the General Council) Municipality of Parma (1), Provincial Government of Parma (1), Diocese of Parma (1), University of Parma (1), Chamber of Commerce, Industry, Craft Trade and Agriculture of Parma (1), Trade Associations (1), Municipality of Busseto (1), Volunteer Organisations (1), the outgoing General Council (2)

General Council

Franco Magnani (Chairman), Margherita Maria Campanini, Alessandro Chiesa, Alberto Chiesi, Giampaolo Dallara, Lorella Franzoni, Giovanni Marani, Corrado Mingardi, Enrico Montanari, Giacomo Rizzolatti

Board of Directors

Franco Magnani (Chairman), Maria Laura Bianchi (Deputy Chairman), Marcella Saccani, Giovanni Fracasso, Daniele Pezzali

Board of Auditors

Andrea Gemmi (Chairman), Veronica Tibiletti, Roberto Perlini

Commissions supporting the activities of Fondazione Cariparma

Corporate activity
Financial investments
Human Resources
Real estate
Strategic direction

In 2022 the Foundation held:

10 General Council meetings (with 90% attendance)
28 Board of Directors meetings (with 97.1% attendance)
6 Board of Auditors meetings (with 100% attendance)
22 Commission meetings

OPERATIONAL STRUCTURE

General Manager
Antonio Lunardini

Deputy General Manager
Donatella Aimi

Presidency and Executive Secretariat
Chiara Reggiani

Corporate Actions Division
Donatella Aimi - Head
Gino Cimoli, Ilaria Conti, Alessandro Mora, Andrea Passera

Art Collections Division
Francesca Magri - Head
Maria Teresa Lucchetti, Cristiano Dotti

Administration Division
Giovanni Puma - Head
Fabrizio Bertolotti

Internal General Services Division
Daniela Felloni - Head
Roberto Decò, Alberto Mordonini

Communication Division
Benedetta Benecchi - Head
Giovanni Fontechiari

Chairman Franco Magnani with the Governance and Operational team of Fondazione Cariparma at the 2022 Christmas Concert.

ECONOMIC AND FINANCIAL SUMMARY

In the financial year 2022, the Foundation's total income reached 49.9 million Euros, with an increase of 6.4% compared to the financial year 2021

With an efficiency- and social sustainability- oriented approach, Fondazione Cariparma manages its assets with the aim of preserving and increasing them over time: the profits from its assets allow the Foundation to perform its institutional activities, i.e. to allocate resources to social utility projects that drive the development of the local territory.

ECONOMIC AND FINANCIAL BUDGET 2022

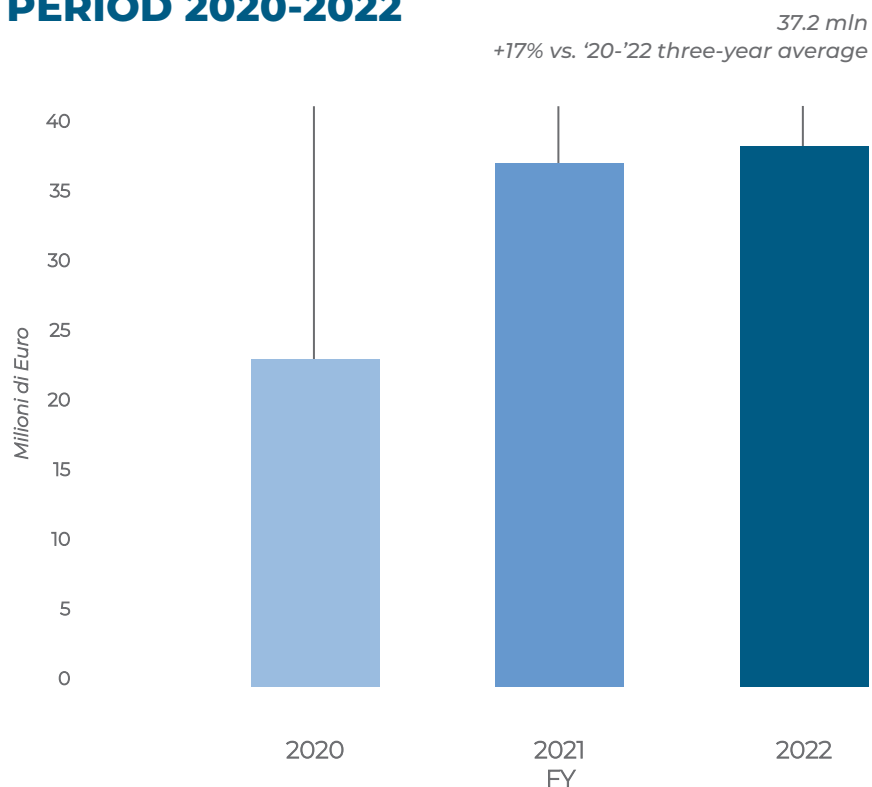
Ordinary income	46
Net extraordinary income	3.9
Charges	-4.6
Taxes	-3.5
Provision for disbursement under Italian Decree 178/2020	-4.6

Figures shown in million Euros

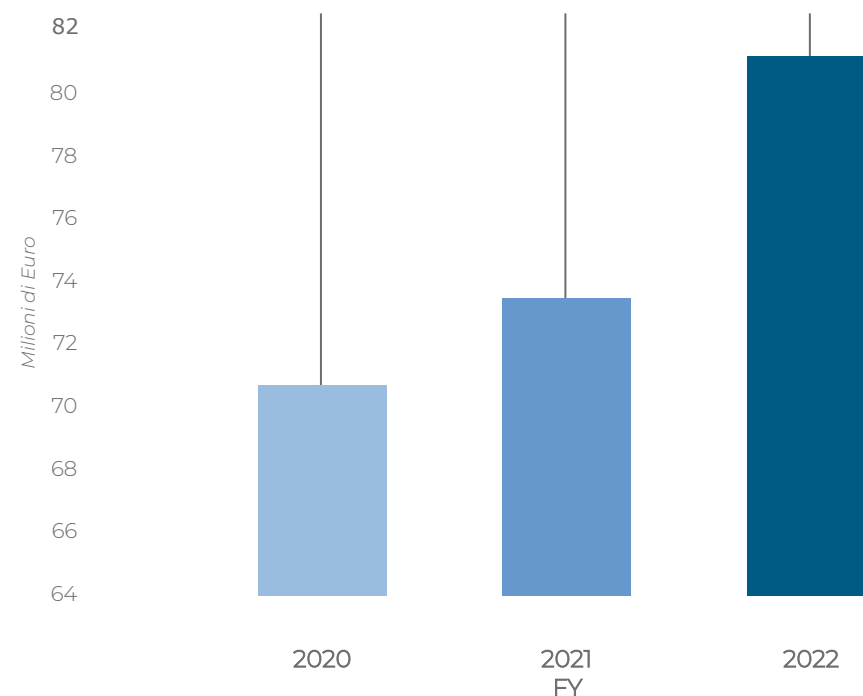
OPERATING SURPLUS



PERFORMANCE OF THE OPERATING SURPLUS OVER THE THREE-YEAR PERIOD 2020-2022




PERFORMANCE OF THE STABILISATION FUND IN THE THREE-YEAR PERIOD 2020-2022



NET ASSETS EXCEED ONE BILLION EURO AND CORRESPOND TO



APPROXIMATELY 4 TIMES THE FOUNDATION'S ANNUAL CONTRIBUTION CAPACITY





OUR MISSION ACTIVITY

Care people

Inclusive Welfare

Volunteering

*New equipment for
cutting-edge healthcare
and research*

Innovative schooling

Reading promotion

Young generations

*Recovery and restoration
of architectural heritage*

*Support for cultural and
recreational offers*

*Protection and preservation
of environmental resources*




Palazzo Bossi Bocchi,
Fondazione Cariparma Building



The Foundation allocated the largest share of resources to the macro-area of Personal Services (53% of the total). This area includes several relevant sectors, such as Public Health; Preventive and Rehabilitative Medicine; Education, Schooling and Training; Volunteering, Philanthropy and Charity; as well as the eligible sectors of Care for the Elderly; Youth Growth and Education; and Family and Associated Values. For this macro-area, the Foundation intervened especially through one tool, Calls for Proposals, namely by launching five specific Calls for Proposals based on all four main axes identified in our 2021-2023 Strategic Plan: birth rate, inclusion, education, and health.



The macro-area of Scientific and Technological Research consists of the relevant sector of the same name. The Foundation pursues this objective as it strongly believes that investing in research and development is key to the economic, social, cultural, and sustainable growth of a country.



The macro-area of Art and the Environment includes one relevant sector - Art, Activities and Cultural Heritage - and one eligible sector - Environmental Protection and Quality.

Compared to previous years, the Foundation significantly increased its grants in this macro-area, which exceeded 10 million Euros and accounted for 43% of the total of contributions approved for disbursement. Such increase was also due to the importance of the Environmental Protection and Quality domain, for which the Foundation launched a thematic call for proposals for the first time.



In 2022, in order to implement the guidelines of the 2021-2023 Strategic Plan, Fondazione Cariparma pursued its corporate purposes through the following intervention strategies, which were implemented both through Calls for Proposals and direct grants:

Own projects

Projects and/or initiatives designed, implemented and managed directly by the Foundation, also in cooperation with other organisations while keeping the leadership of the project.

Contributions to third parties

- **Support to projects:** Grants for specific projects/initiatives, with specific objectives.
- **Support to corporate activities:** Grants aimed at supporting the overall activity of an organisation.

Systemic actions

These are initiatives in which the Foundation sees an opportunity for a joint intervention with other foundations of banking origin with the aim of showing its commitment and support in response to needs that are considered a priority or that are particularly important in general. Most often, these actions include the response of the Foundations' system to situations of emergency or strategic/institutional relevance.

GRANTS APPROVED BY INTERVENTION METHOD AND FUNDING TOOL

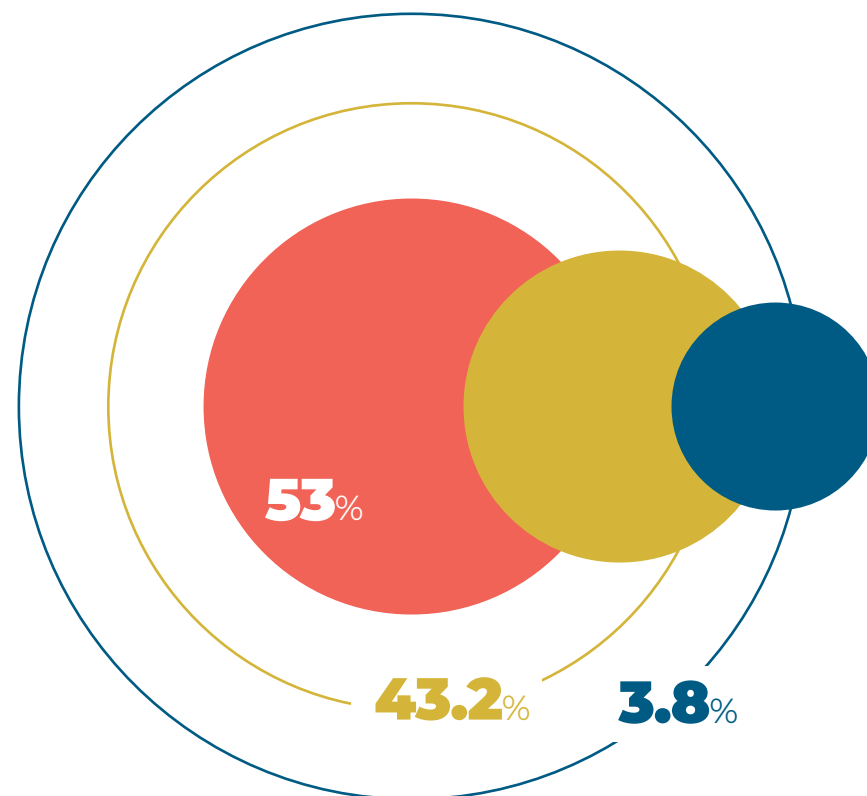
Intervention method/ Funding tool	Direct grants		Calls		Total	
	No.	Euros	No.	Euros	No.	Euros
Systemic actions	3	55,000	5	2,569,000	8	2,624,400
Own projects	33	1,365,000	0	0	33	1,365,000
Contributions to third parties	28	5,667,075	371	14,253,255	399	19,920,330
TOTAL	64	7,087,075	376	16,822,655	440	23,909,730

BREAKDOWN OF GRANTS DELIBERATED BY MACRO-AREA

Sector	Actions		Amount deliberated	
	Number	%	Euro	%
PERSONAL SERVICES	241	54.8%	12,677,569	53.0%
Volunteer work, philanthropy and charity	90	20.5%	7,580,115	31.7%
Education, schooling and training	91	20.7%	2,400,016	10.0%
Public health, preventive and rehabilitation medicine	31	7.0%	1,938,209	8.1%
Young people growth and training	21	4.8%	449,948	1.9%
Assistance to the elderly	4	0.9%	162,000	0.7%
Family and associated values	4	0.9%	147,281	0.6%
ART AND THE ENVIRONMENT	197	44.8%	10,332,161	43.2%
Art, activities and cultural heritage	170	38.6%	7,908,324	33.1%
Environmental protection and quality	27	6.1%	2,423,837	10.1%
SCIENTIFIC AND TECHNOLOGICAL RESEARCH	2	0.4%	900,000	3.8%
Scientific and technological research	2	0.4%	900,000	3.8%
TOTAL	440	100%	23,909,730	100%

SHARE BY GRANTED AMOUNTS

Personal Services
Art and the environment
Scientific and technological research

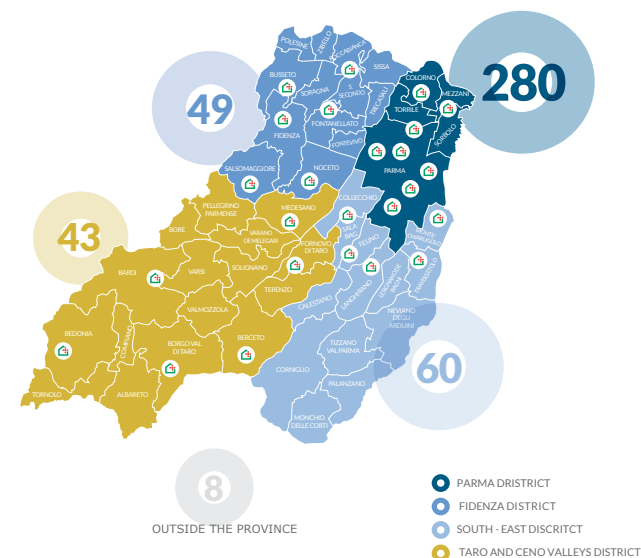


CALLS RECEIVED VS. CALLS GRANTED BY SECTOR

Sector	Requests received		Requests accepted	
	No.	Euros	No.	Euros
Art, activities and cultural heritage	300	14,261,892	170	7,908,324
Volunteer work, philanthropy and charity	117	9,319,688	90	7,580,115
Environmental protection and quality	57	3,836,118	27	2,423,37
Education, schooling and training	137	3,250,646	91	2,400,016
Public health, preventive and rehabilitation medicine	64	3,325,544	31	1,938,209
Scientific and technological research	18	979,700	2	900,000
Young people growth and training	35	601,660	21	449,948
Assistance to the elderly	6	171,345	4	162,000
Family and associated values	5	320,945	4	147,281
TOTAL	739	36,067,538	440	23,909,730

BREAKDOWN OF DISBURSEMENTS GRANTED BY GEOGRAPHICAL AREA

Geographical area	Projects		Disbursements granted	
	No.	%	Euros	%
Parma District	280	63.6%	16,712,043	69.9%
Fidenza District	49	11.1%	2,322,583	9.7%
South - East District	60	13.6%	1,311,760	5.5%
Taro and Ceno Valleys District	43	9.8%	955,544	4.0%
Outside the Province	8	1.8%	2,607,800	10.9%
TOTAL	440	100%	23,909,730	100%



BREAKDOWN OF DISBURSEMENTS GRANTED BY TYPE OF BENEFICIARY

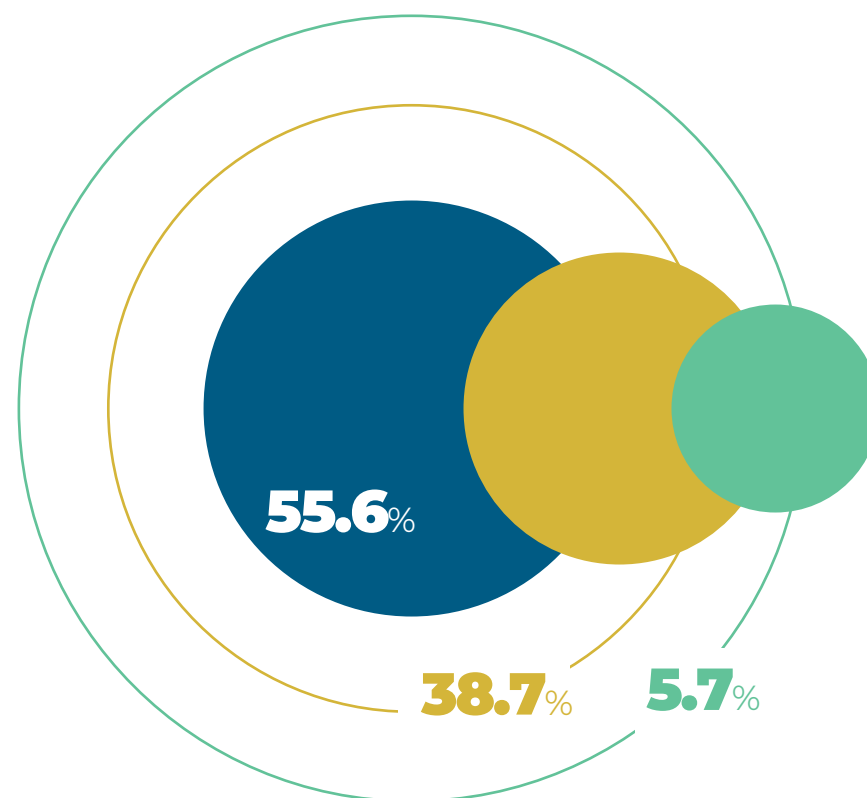
Type of beneficiaries	Actions		Amounts granted	
	Number	%	Euros	%
PUBLIC BODIES	126	28.6%	9,247,618	38.7%
Parma Municipality	1	0.2%	1,600,000	6.7%
Other municipalities in the province	31	7.0%	1,104,902	4.6%
Province of Parma	1	0.2%	20,000	0.1%
Parma University Hospital	3	0.7%	950,000	4.0%
Parma Local Health Authority	1	0.2%	148,120	0.6%
University of Parma	8	1.8%	3,146,500	13.2%
Schools	75	17.0%	1,866,506	7.8%
Other public bodies	6	1.4%	411,590	1.7%
PRIVATE ENTITIES	276	62.7%	13,310,016	55.6%
Voluntary organisations	42	9.5%	1,190,323	5.0%
Social promotion associations	96	21.8%	1,443,725	6.0%
Other associations	49	11.1%	975,804	4.1%
Social cooperatives	24	5.5%	2,963,318	12.4%
Social enterprises	9	2.0%	262,000	1.1%
Foundations with relevant participation of public entities	9	2.0%	1,585,000	6.6%
Other foundations	21	4.8%	1,216,249	5.1%
Religious organisations	22	5.0%	1,353,616	5.7%
Other private entities	4	0.9%	2,319,981	9.7%
DIRECT IMPLEMENTATION PROJECTS	38	8.6%	1,352,096	5.7%
TOTAL	440	100%	23,909,730	100%

SHARE BY GRANTED AMOUNTS

Private entities

Public bodies

Directly implemented projects



THE MONITORING AND ASSESSMENT REPORT IN SUMMARY

*Inauguration of the new
vehicles of the Red Cross local
chapter in September 2022*



The contributions that were materially granted during the FY 2022 refer to actions that were concretely carried out. In the FY 2022, 408 initiatives were completed, also funded by contributions allocated in previous years.

GRANTS MADE IN FINANCIAL YEAR 2022

(in Euro)

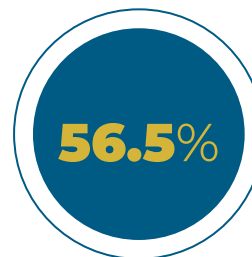
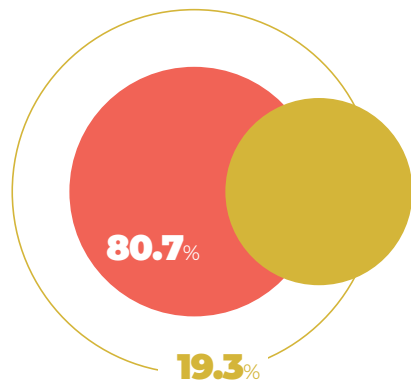
Sector	Amounts disbursed based on resolutions for the FY 2022	Amounts disbursed based on previous FYs resolutions	Total per sector
Volunteer work, philanthropy and charity	2,367,103	4,998,972	7,366,075
Public health	56,802	2,272,502	2,329,304
Education, schooling and training	349,154	1,209,094	1,558,248
Assistance to the elderly	155,000	134,200	289,200
Young people growth and training	54,000	139,995	193,995
Family and associated values	-	64,965	64,965
TOTAL PERSONAL SERVICES 11,801,787			
Art, activities and cultural heritage	1,858,428	2,467,108	4,325,536
Environmental protection and quality	41,544	33,172	74,716
TOTAL ART AND ENVIRONMENT 4,400,252			
Scientific and technological research	-	1,747,816	1,747,816
TOTAL SCIENTIFIC RESEARCH 1,747,816			
1.5	4,882,032	13,067,823	17,949,855*

* Net of the annual provisions to the Volunteering Fund (FUN)

In 2022, 408 initiatives were physically funded

Grants by amount

call
direct allocation



Support to initiatives that impacted on young generations

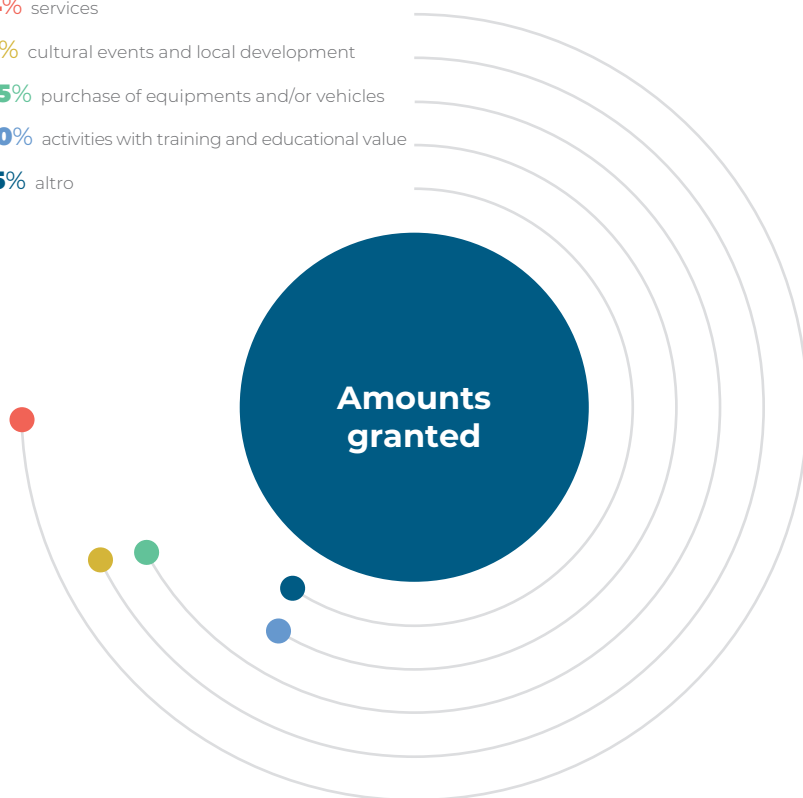
33.4% services

22.7% cultural events and local development

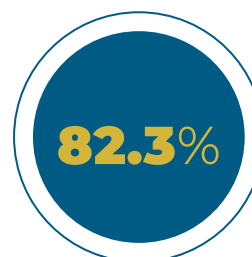
21.65% purchase of equipments and/or vehicles

10.70% activities with training and educational value

11.55% altro



Percentage of recipients of the completed initiatives (whose 15,7% addressed mixed nationality people) including citizens with an almost total transversality in terms of age and gender



Percentage of completed initiatives which impacted on Parma and its province

RELEVANT OUTPUT DATA FOR THE ACTIONS IMPLEMENTED

(data were self-declared by the grantees)

Hours of training implemented in schools	13,825
Cultural events carried out	938
Attendance at cultural events	119,846
Research projects implemented	29
Artistic assets restored	18
New technological devices	153
Volunteers involved	6,180
Beneficiaries of services	71,257

Working alongside our territory on the emergencies of today while looking beyond the challenges of tomorrow.

Franco Magnani,
Chairman of Fondazione Cariparma

**Scan the QR code with your mobile phone
to watch the video story of the 2022
activities of Fondazione Cariparma**

